

# ANIMAL CAMP

## 2018



Sponsored by:

The Dan Cosgrove Branford Animal Shelter



## Welcome to Animal Camp 2018!

We are looking forward to a fun week of camp with your child, some furry friends, creatures, & nature.

Please read this packet and **fill out the enclosed medical form and return it to the Dan Cosgrove Animal Shelter office by June 1st. \*Children will not be permitted to be dropped off without this form being completed!\***

### Check List:



**Medical Form Completed**



**Payment**

**What to Wear / What to Bring**


**Read the Code of Conduct with your child**



**Read the Basic Information about Animal Camp**

# ANIMAL CAMP

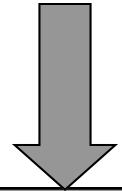
Welcome to Animal Camp. Your child will enjoy a fun, educational and hands on Camp that will allow them to interact and learn about all kinds of animals. Our Camp mission is to respect all living creatures including each other. Each week will consist of fun games, animal tracking, nature art, water games, and you can learn all about what FLEMDS is!!!



## WHAT TO WEAR

### Make Sure You Wear Each Day:

- ◆ Weather appropriate clothing that can get wet or dirty and Animal Camp t-shirt
- ◆ A hat or visor
- ◆ Waterproof Sunscreen lotion/spray (SPF 15+)
- ◆ Bug Spray
- ◆ Closed-toed shoes , sneakers, (**NO** Flip Flops, sandals or CROCS allowed)



**\*YOU MUST WEAR YOUR ANIMAL CAMP ISSUED TSHIRT EVERYDAY INCLUDING FIELD TRIP DAY\***


Children without shirts will not be permitted to stay at animal camp!

## WHAT TO BRING

### Make Sure You Bring Each Day & that all items are labeled with your name.

- ◆ Nutritious bagged snack
- ◆ Nutritious lunch with a drink
- ◆ **\*\*Lunch will not be provided or available to be bought on field trips \*\***
- ◆ Backpack containing:
  - Waterproof sunscreen—lotion /spray
  - Water Bottle— reusable (water will be provided as needed)
  - Change of clothes, i.e. Shorts/Shoes/Socks
  - Sweatshirt or light jacket

**There is no place to refrigerate any food or drinks, so please pack an ice pack or non perishable items.**





# ANIMAL CAMP ~ BASIC INFORMATION



## **Animal Camp Basic Information:**

**First Day:** Please bring your camper to camp between **9:00-9:15** each day. Make sure to pick up your parent agenda which is a tentative schedule of weekly events, the names of your child's counselors, important phone numbers. You will be asked to confirm who is authorized to pick up your camper.

**Daily Schedule:** Campers should check in each day between **9:00-9:15**. Staff will **not** be able to check in your camper prior to this time. Campers **MUST** be signed in each morning and signed out each afternoon. **DO NOT** leave your child without signing in.

**Drop Off / Pick-up Policy:** We ask that you park in designated areas and please walk your child to the appropriate sign in/ sign out areas. There will be a camp counselor with sign in/sign out by the parking lot. Child must be signed in and out each day to ensure the safety of each camper. All people picking up children will be asked to have ID available to confirm that they are the person listed as an authorized pick-up person. If someone is not listed (including another parent), staff are required to contact you by phone to confirm that your child can be released to that person. If you are unable to be reached, your child will not be released to them.

**Late Pick-up Policy** Any Child not picked up at their scheduled pick up time will be charged a \$10.00 fee for every 15 minutes or part of 15 minutes that you are late. This fee will be due immediately payable to the Dan Cosgrove Animal Shelter.

**Inclement Weather Plan:** Please contact Dawn or Brittany the morning of camp if the weather looks doubtful/camp has not been moved to a rain location the prior day.

**Behavior Plan:** Our camp is designed to provide a supervised educational program. Staff members are all trained to maintain the situations that are engaging and safe for all our campers. Each camper is expected to behave in a fashion suitable to the program. Please review the attached Code of Conduct with your camper.

**Accident/ Incident Procedures:** Staff members are required to make a note of any incidents or accidents during each day of camp. This information is communicated to the parents as well as the Camp Director on a daily basis either at the end of the day or, if warranted, at the time of the incident or accident. Staff managers are certified in First Aid and CPR and will administer as needed.

**Health Form Policy:** We require that all campers have their Medical Form **completed** in full including authorized people to pick up your child **prior to the first day of camp**. Your child will not be able to attend until their medical form is completed. See enclosed medical form.

**Sunscreen:** Please apply sunscreen on your child daily. Sunscreen lotion should be brought to camp each day. Counselors will remind campers to reapply their sunscreen throughout the day.





# ANIMAL CAMP ~ CODE OF CONDUCT



## Participant Code of Conduct

During the camp we have developed a code of conduct to make sure that everyone has a positive camp experience. This means that all participants: campers, parents/ guardians, and staff shall respect the individual rights, safety and property of others.

**Parents:** Please review these rules with your child

---

### I will:

- ◆ Respect the differences in other people, animals, and make an effort to include everyone , and refrain from behaviors that may hurt another camper or staff member's feelings
- ◆ Be mindful of my counselors and respect their requests and follow their directions
- ◆ Wear closed-toed shoes to camp every morning
- ◆ Pick up after myself and throw away all trash
- ◆ Respect other people's property
- ◆ Respect the animals and places that we visit
- ◆ Have fun at camp in way that are safe to others and myself
- ◆ Have a positive attitude

---

### I will Not:

- ◆ Fight with other campers with my hands or my words
- ◆ Share food with another camper
- ◆ Go anywhere without permission and accompaniment of my counselor
- ◆ Use derogatory terms or offensive language when talking to or about other campers
- ◆ Tease or bully other campers
- ◆ Bring inappropriate items (includes electronics, weapons, drugs, etc) to camp.

---

### If I choose not to follow the code of conduct:

**First Time:** I will be given a verbal warning explaining the problem and the expected behavior.

**Second Time:** I will be removed from the activity and my parent will be called; The Camp Director or their designee may call home to discuss the behavior plan.

**Third Time:** The Camp Director will be notified and my parents will be called to pick me up.



# ANIMAL CAMP ~ DIRECTIONS



## DIRECTIONS

### To Young's Pond: (Route 146) Blackstone Ave, Branford, Ct 06405

#### FROM NEW HAVEN:

**TAKE I-95 NORTH(EAST)**, take exit 54– Cedar Street, at the end of the ramp, turn right onto Cedar Street, go straight through intersection crossing over Route 1 and continue straight to the stop sign, you will be facing St. Mary's Church, Take a left onto Main Street, At fork bare right onto Route 146, follow to the end and take a right onto Montowese Street, continue to stop sign and turn left onto Pine Orchard Road, continue to next stop sign, turn right continuing on Pine Orchard Road, continue for about 1 mile. At next stop sign go straight following Route 146 signs. Take a left onto Route 146– Blackstone Avenue. The park entrance will be on your left hand side just after the pond.

#### FROM NEW LONDON:

**TAKE I-95 SOUTH(WEST)**, take exit 54– Cedar Street, at the end of the ramp, turn left onto Cedar Street, go straight through intersection crossing over Route 1 and continue straight to the stop sign, you will be facing St. Mary's Church, Take a left onto Main Street, At fork bare right onto Route 146, follow to the end and take a right onto Montowese Street, continue to stop sign and turn left onto Pine Orchard Road, continue to next stop sign, turn right continuing on Pine Orchard Road, continue for about 1 mile. At next stop sign go straight following Route 146 signs. Take a left onto Route 146– Blackstone Avenue. The park entrance will be on your left hand side just after the pond.