



ANIMAL CAMP



2020



Sponsored by:

The Dan Cosgrove Branford Animal Shelter



ANIMAL CAMP ~ WELCOME



Welcome to Animal Camp 2020!

We are looking forward to a fun week of camp with your child, some furry friends, creatures, & nature.

Please read this packet and **fill out the enclosed medical form and return it to the Dan Cosgrove Animal Shelter office with your **completed registration and full payment.** *You will not be considered registered until you have these items completed***

Check List:



Registration Form

Medical Form



Payment

What to Wear / What to Bring


Read the Code of Conduct with your child



Read the Basic Information about Animal Camp

ANIMAL CAMP

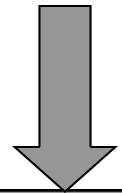
Welcome to Animal Camp. Your child will enjoy a fun, educational and hands on Camp that will allow them to interact and learn about all kinds of animals. Our Camp mission is to respect all living creatures including each other. Each week will consist of fun games, animal tracking, nature art, water games, and you can learn all about what FLEMDS is!!!



WHAT TO WEAR

Make Sure You Wear Each Day:

- ◆ Weather appropriate clothing that can get wet or dirty and Animal Camp t-shirt
- ◆ A hat or visor
- ◆ Waterproof Sunscreen lotion/spray (SPF 15+)
- ◆ Bug Spray
- ◆ Closed-toed shoes , sneakers, (**NO** Flip Flops, sandals or CROCS allowed)



YOU MUST WEAR YOUR ANIMAL CAMP ISSUED TSHIRT EVERYDAY INCLUDING FIELD TRIP DAY


Children without shirts will not be permitted to stay at animal camp!

WHAT TO BRING

Make Sure You Bring Each Day & that all items are labeled with your name.

- ◆ Nutritious bagged snack
- ◆ Nutritious lunch with a drink ***Non-perishable packed lunches please– we are not able to refrigerate food***
- ◆ **Lunch will not be provided or available to be bought on field trips ****
- ◆ Backpack containing:
 - ⇒ Waterproof sunscreen
 - ⇒ Water Bottle– reusable (water will be provided as needed)
 - ⇒ Change of clothes, i.e. shirt , shorts, socks
 - ⇒ Sweatshirt or light jacket
 - ⇒ Lunch/snack with an icepack

Please write your child's name on all items in case they end up in our lost and found collection!





ANIMAL CAMP ~ BASIC INFORMATION



Animal Camp Basic Information:

Camp Location: Young's Pond– 66 Blackstone Avenue, Branford, CT 06405

First Day: Please bring your camper to camp between **9:00-9:15** each day (NO Earlier). Sign in is in the Young's Pond Parking lot where a camp manager will come to you with a clipboard. Please do NOT walk down with your child until you are signed in. You will be asked to confirm who is authorized to pick up your camper.

Daily Schedule: Campers should check in each day between **9:00-9:15**. Staff **will not be able to check in your camper prior to this time**. Campers **MUST** be checked off each morning by a staff member and signed by the person picking up each afternoon. **DO NOT** leave your child without checking in or leave without signing out!

Drop Off / Pick-up Policy: We ask that you park in designated areas (parking lot) and please walk your child to the appropriate sign in/ sign out areas. Child must be checked in and signed out each day to ensure the safety of each camper. All people picking up children will be asked to have ID available to confirm that they are the person listed as an authorized pick-up person. If someone is not listed (including another parent), staff are required to contact you by phone to confirm that your child can be released to that person. If you are unable to be reached, your child will not be released to them.

Late Pick-up Policy Any child not picked up at their scheduled pick up time will be charged a \$10.00 fee for every 15 minutes or part of 15 minutes that you are late. This fee will be due immediately payable to the Dan Cosgrove Animal Shelter.

Inclement Weather Plan: You will receive an email the night before camp if we have to go to the rain location. **Please make sure to leave an accurate email for important information!!!!**

Behavior Plan: Our camp is designed to provide a supervised educational program. Staff members are all trained to maintain the situations that are engaging and safe for all our campers. Each camper is expected to behave in a fashion suitable to the program. **Please review the attached Code of Conduct with your camper.**

Accident/ Incident Procedures: Staff members are required to make a note of any incidents or accidents during each day of camp. This information is communicated to the parents as well as the Camp Director on a daily basis either at the end of the day or, if warranted, at the time of the incident or accident. Staff managers are certified in First Aid and CPR and will administer as needed.

Health Form Policy: We require that all campers have their Medical Form **completed** in full including authorized people to pick up your child **prior to the first day of camp.**

Sunscreen: Please apply sunscreen on your child daily. Sunscreen lotion/spray should be brought to camp each day. Counselors will remind campers to reapply their sunscreen throughout the day.



ANIMAL CAMP ~ CODE OF CONDUCT



Participant Code of Conduct

Parents: Please review these rules with your child. If you choose not to, the actions below will still be followed and enforced.

I will:

- **Keep my hands to myself**
- **Speak kindly. There is absolutely no swearing, no name calling, no rude remarks to any campers or staff members (Counselors AND CITs)**
- **Follow directions and listen to all staff members (CITs included)**
- **Respect other people's property**
- **Respect the animals and places we visit**
- **Have fun at camp in a way that is safe to others and myself**
- **Have a positive attitude**
- **On field trips: Be respectful of the rules at the destination and the bus driver/bus rules.**
- **Respect our guests the ENTIRE time they are with us**

I will Not:

- **Fight with other campers with my hands OR my words**
- **Go anywhere without permission and accompaniment of my counselor**
- **Use offensive language when talking to or about other campers**
- **Tease or bully other campers**
- **Bring inappropriate items to camp**
- **Disrespect my camp managers, counselors, or CITs**
- **Be rude to our guests by talking, playing, standing up, or walking away.**

If I choose NOT to follow the Code of Conduct:

First Time: I will be given a verbal warning explaining the problem and the expected behavior. My parent will be notified.

Second Time: I will be removed from the activity and my parent will be called and expected to pick me up.

Third Time: I will be removed from the camp session and will not be allowed back for the rest of the week.

ZERO TOLERANCE FOR HITTING/FIGHTING: Your child will be sent home in the event they are involved in a physical altercation for the safety of both your child and other campers.



ANIMAL CAMP ~ DIRECTIONS



DIRECTIONS

To Young's Pond: (Route 146) 66 Blackstone Ave, Branford, Ct 06405

FROM NEW HAVEN:

TAKE I-95 N Towards New London, Take Leetes Island Rd EXIT 56 and take a right at the stop light. Take a quick right onto Gould Lane and then keep left at the fork to continue on Gould Lane. Gould Lane turns into Featherbed Lane— follow this road until you get to the stop sign. Turn left at the stop sign onto Damascus Rd and follow for a short time and take a slight right onto Totoket Rd. Follow this road all the way down past the railroad tracks until it turns into Blackstone Ave. You will see a rock wall on your right, follow this road until you get to the parking lot that will be on your right.

TAKE I-95 S Towards New Haven, Take Leetes Island Rd EXIT 56 and take a left onto E Industrial Rd at the stop light. Go all the way down to the second stop light to turn left onto Leetes Island Rd. Take a right onto Gould Lane and then keep left at the fork to continue on Gould Lane. Gould Lane turns into Featherbed Lane— follow this road until you get to the stop sign. Turn left at the stop sign onto Damascus Rd and follow for a short time and take a slight right onto Totoket Rd. Follow this road all the way down past the railroad tracks until it turns into Blackstone Ave. You will see a rock wall on your right, follow this road until you get to the parking lot that will be on your right.

To Willoughby Wallace Library: 146 Thimble Islands Rd, Branford, Ct

FROM NEW HAVEN:

TAKE 1-95 NORTH(EAST), At exit 56, take ramp right for Leetes Island Rd toward Stony Creek, Bear right onto Leetes Island Rd and continue for a little over a mile, Turn left onto CT-146 / Stony Creek Rd, and then immediately bear right onto Thimble Island Rd.

FROM NEW LONDON:

TAKE 1-95 SOUTH(WEST), Take exit 56 and take ramp right toward Leetes Island Rd / Stony Creek, Turn left onto E Industrial Rd, Turn left onto Leetes Island Rd and continue straight for a little over a mile, Turn left onto CT-146 / Stony Creek Rd, and then immediately bear right onto Thimble Island Rd.

Remember you MUST check in your child and sign them out. Please DO NOT drop them off or pick them up without signing in/out.