

# Animal Camp

## 2021



Sponsored by:

The Dan Cosgrove Branford Animal Shelter

# ANIMAL CAMP ~ WELCOME



## Welcome to Animal Camp 2021!

We are looking forward to a fun week of camp with your child, some furry friends, creatures, & nature.

Please read this packet with your child and take note of the Covid safety guidelines.

### Check List:

☐

**Medical Form provided by the shelter completed**

☐

**Payment (Check or Paypal)**

☐

**What to Wear / What to Bring**

☐


**Read the Code of Conduct with your child**

☐

**Read the Basic Information about Animal Camp**

# ANIMAL CAMP

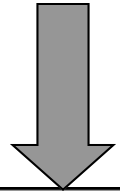
Welcome to Animal Camp. Your child will enjoy a fun, educational and hands on Camp that will allow them to interact and learn about all kinds of animals. Our Camp mission is to respect all living creatures including each other. Each week will consist of fun games, animal tracking, nature art, water games, and you can learn all about what FLEMDS is!!!



## WHAT TO WEAR

### Make Sure You Wear Each Day:

- ◆ Weather appropriate clothing that can get wet or dirty and Animal Camp t-shirt
- ◆ Masks must be worn (Please pack your child with an extra mask)
- ◆ A hat or visor
- ◆ Waterproof Sunscreen lotion (SPF 15+)
- ◆ Bug Spray
- ◆ Closed-toed shoes , sneakers, (**NO** Flip Flops, sandals or CROCS allowed)





**\*YOU MUST WEAR YOUR ANIMAL CAMP ISSUED TSHIRT EVERYDAY INCLUDING FIELD TRIP DAY\***

Children without shirts will not be permitted to stay at animal camp!

## WHAT TO BRING

### Make Sure You Bring Each Day & that all items are labeled with your name.

- ◆ Nutritious bagged snack
- ◆ Nutritious lunch with a drink, Lunch will be provided by the Summer Meals Program sponsored by the Board of Education. Please see enclosed information. \*Non-perishable packed lunches from home are always welcome\*
- ◆ **Lunch will not be provided or available to be bought on field trips \*\***
  - ◆ Backpack containing:
    - Waterproof sunscreen/lotion & Bug Spray
    - Change of clothes, i.e. shirt or shorts
    - Sweatshirt or light jacket
    - Extra Masks





# ANIMAL CAMP ~ BASIC INFORMATION



## Animal Camp Basic Information:

**First Day:** Please bring your camper to camp between **9:00-9:15**. Park in the big parking lot off of Blackstone Avenue. Counselors will come to the parking lot when ready to start checking in. Children will have their temperatures taken when they are signed in and when confirmed, will be sent to their assigned counselor for the week.

**Daily Schedule:** Campers should check in each day between **9:00-9:15**. Staff will **not** be able to check in your camper prior to this time. Campers **MUST** have their temperature taken each day and be signed in each morning and signed out each afternoon. **DO NOT** leave your child without signing in or signing out.

**Drop Off / Pick-up Policy:** We ask that you park in designated areas and please walk your child to the appropriate sign in/ sign out areas. Child must be signed in and out each day to ensure the safety of each camper. All people picking up children will be asked to have ID available to confirm that they are the person listed as an authorized pick-up person. If someone is not listed (including another parent), staff are required to contact you by phone to confirm that your child can be released to that person. If you are unable to be reached, your child will not be released to them.

**Late Pick-up Policy** Any Child not picked up at their scheduled pick up time will be charged a \$10.00 fee for every 15 minutes or part of 15 minutes that you are late. This fee will be due immediately payable to the Dan Cosgrove Animal Shelter.


**Inclement Weather Plan:** Please check your email the morning of camp if the weather looks doubtful.

**Behavior Plan:** Our camp is designed to provide a supervised educational program. Staff members are all trained to maintain the situations that are engaging and safe for all our campers. Each camper is expected to behave in a fashion suitable to the program. Please review the attached Code of Conduct with your camper.

**Accident/ Incident Procedures:** Staff members are required to make a note of any incidents or accidents during each day of camp. This information is communicated to the parents as well as the Camp Director on a daily basis either at the end of the day or, if warranted, at the time of the incident or accident. Staff managers are certified in First Aid, CPR and Epipen and will administer as needed.

**Health Form Policy:** We require that all campers have their Medical Form **completed** in full including authorized people to pick up your child **prior to the first day of camp**. Your child will not be able to attend until their medical form is completed. See enclosed medical form. (We do NOT need anything from your child's medical provider)

**Sunscreen:** Please apply sunscreen on your child daily. Sunscreen lotion/spray should be brought to camp each day. Counselors will remind campers to reapply their sunscreen throughout the day.





# ANIMAL CAMP ~ CODE OF CONDUCT



## Participant Code of Conduct

During the camp we have developed a code of conduct to make sure that everyone has a positive camp experience. This means that all participants: campers, parents/ guardians, and staff shall respect the individual rights, safety and property of others.

**Parents:** Please review these rules with your child

---

### I will:

- ◆ Respect the differences in other people, animals, and make an effort to include everyone , and refrain from behaviors that may hurt another camper or staff member's feelings
- ◆ Be mindful of my counselors and respect their requests and follow their directions
- ◆ Wear closed-toed shoes to camp every morning
- ◆ Pick up after myself and throw away all trash
- ◆ Respect other people's property
- ◆ Let my counselor know if I am or I am not having a good time at camp.
- ◆ Respect the animals and places that we visit
- ◆ Have fun at camp in way that are safe to others and myself
- ◆ Have a positive attitude

---

### I will Not:

- ◆ Fight with other campers with my hands or my words
- ◆ Bring candy or soda to camp
- ◆ Share food with another camper
- ◆ Go anywhere without permission and accompaniment of my counselor
- ◆ Use derogatory terms or offensive language when talking to or about other campers
- ◆ Tease or bully other campers
- ◆ Bring inappropriate items to camp.

---

### If I choose not to follow the code of conduct:

**First Time:** I will be given a verbal warning explaining the problem and the expected behavior.

**Second Time:** I will be removed from the activity and my parent will be called; The Camp Director or their designee may call home to discuss the behavior plan.

**Third Time:** The Camp Director will be notified and my parents will be called to pick me up.



# ANIMAL CAMP ~ DIRECTIONS



## DIRECTIONS

### **To Young's Pond: (Route 146) 60 Blackstone Ave, Branford, Ct 06405**

#### **FROM NEW HAVEN:**

**TAKE I-95 NORTH(EAST)**, take exit 54– Cedar Street, at the end of the ramp, turn right onto Cedar Street, go straight through intersection crossing over Route 1 and continue straight to the stop sign, you will be facing St. Mary's Church, Take a left onto Main Street, At fork bare right onto Route 146, follow to the end and take a right onto Montowese Street, continue to stop sign and turn left onto Pine Orchard Road, continue to next stop sign, turn right continuing on Pine Orchard Road, continue for about 1 mile. At next stop sign go straight following Route 146 signs. Take a left onto Route 146– Blackstone Avenue. The park entrance will be on your left hand side just after the pond.

#### **FROM NEW LONDON:**

**TAKE I-95 SOUTH(WEST)**, take exit 54– Cedar Street, at the end of the ramp, turn left onto Cedar Street, go straight through intersection crossing over Route 1 and continue straight to the stop sign, you will be facing St. Mary's Church, Take a left onto Main Street, At fork bare right onto Route 146, follow to the end and take a right onto Montowese Street, continue to stop sign and turn left onto Pine Orchard Road, continue to next stop sign, turn right continuing on Pine Orchard Road, continue for about 1 mile. At next stop sign go straight following Route 146 signs. Take a left onto Route 146– Blackstone Avenue. The park entrance will be on your left hand side just after the pond.

### **To old Canoe Brook Senior Center: 11 Cherry Hill Rd, Branford, CT (Rain/Weather Location)**

#### **FROM NEW HAVEN:**

**TAKE 1-95 NORTH(EAST)**, At exit 53, take a left and continue straight onto US-1 N for about a half mile. Take a right onto Cherry Hill Rd and your destination will be on your left.

#### **FROM NEW LONDON:**

**TAKE 1-95 SOUTH(WEST)**, Take exit 54, Use the 2 left lanes to take a left onto Cedar Street and stay in the right most lane. Take a right onto US-1/Main Street. Continue for about a half mile and take a left onto Cherry Hill Rd. Your destination will be on your left.

**\*Remember you MUST sign in your child and sign them out. Please DO NOT drop them off or pick them up without signing in/out.\***